



2, Industrialna Str., Stara Zagora, Bulgaria, www.ctec-sz.com
Tel.: +359 42 620 368 Fax: +359 42 602 377 e-mail:ctec_limsu@abv.bg

Accredited certificate
№ 101 ЛИ / 21.06.2013
Valid until: 30.11.2014
of EA BAS, according
EN ISO/IEC 17025

TEST REPORT

№ 2e-14-906 / 20.06.2014

OBJECT TO BE TESTED: Luminaire „VIKIOM“ 4x14W/T5 with cat. № 9VOM414
Representative sample from fixtures group "VIKI" with cat. №: 9VOM214; 9VOM414
*(name of object to be tested, type, model, quantity,
type – portable, fixed, for walling in and other)*

APPLICANT FOR TEST: "ELMARK INDUSTRIES" SC. 2 Dobrudja Blvd. Dobrich, Bulgaria,
Tel.: 058 500 055, e-mail: denkov@elmark.bg
Application № 906/ 14.03.2014
(name of the firm – applicant, address, telephone, number and date of the test application)

METHOD OF TEST : BDS EN 60598-1:2008+A11:2009 Luminaires - Part 1: General requirements and tests
(number and name of the standards)

DATE OF ACCEPTANCE IN THE TEST LABORATORY: 21.03.2014

CODE OF THE OBJECT: 1 piece
(identification number, year of production)

MANUFACTURER: "ELMARK INDUSTRIES" SC. 2 Dobrudja Blvd. Dobrich, Bulgaria,
Tel.: 058 500 055, e-mail: denkov@elmark.bg
(firm, trade mark, address)

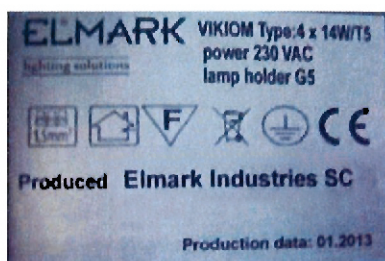


DECLARED DATA: Declared voltage 230 V
Declared frequency 50 Hz
Declared power 4 x 14 W
Declared degree of protection IP 20
Class I

DATE OF TEST PERFORMANCE: 21.03.2014 – 20.06.2014

LABORATORY CHIEF :
/ T. Hristov /



Copy of identification table and/or photo of tested object



The results showed in present certificate concern tested sample only
The certificate could be reproduced as a whole only and after written permission of the laboratory



RESULTS OF TESTING:

Page 3 of 7

BDS EN 60598-1:2008+A11:2009

Test report : № 2e-14-906 / 20.06.2014

№	Factor name	Units	Standard method	№ of sample	Test results (indetermination)	Factor volume and tolerance	Test conditions
1.	Mechanical strength:	-	cl. 4.13	906	-	cl. 4.13	
1.1	Mechanical load: - four times the weight - torque 2,5 Nm	min N N.m	cl. 4.14.1	906 906 906	60 136 2,5	cl. 4.14.1 60 136 2,5	-
1.2	Impact tests: - fragile parts - other parts	N.m N.m	cl. 4.13.1	906 906	0,20 0,35	cl. 4.13.1 Table 4.3 0,20 0,35	-
1.3	Straight test finger	N	cl. 4.13.3	906	30	cl. 4.13.3 30	-
1.4	Lampholder- torque	N	cl. 4.4.4 и cl.4.12.4	906	15	cl. 4.4.4 ;cl.4.12.4 15	1 min
2.	CREEPAGE DISTANCES AND CLEARANCES:	-	cl. 11.2.1	906	-	cl. 11.2	-
2.1	Creepage distances for a.c. (50 Hz) sinusoidal voltages ≤ 250 V	mm	cl. 11.2.1	906	7	Table11.1 Basic insulation ≥ 2,5	-
2.2	Clearances for a.c. (50 Hz) sinusoidal voltages ≤ 250 V	mm	cl. 11.2.1	906	4	Table11.1 Basic insulation ≥ 1,5	-
3.	PROVISION FOR EARTHING:	-	cl. 7.2	906	-	cl. 7.2	-
3.1	Metal parts in contact with supporting surface	Ω	cl. 7.2.3	906	0,03	cl. 7.2.1 ≤ 0,5	10A 1 min
4.	SUPPLY CONNECTION AND EXTERNAL WIRING:	-	cl. 5.2	906	-	cl. 5.2	-
4.1	Cord anchorage - pull - torque - displacement	N N.m mm	cl. 5.2.10.3	906 906 906	- - -	cl. 5.2.10.1 Table 5.2 60 0,25 ≤ 2,0	-

*The results showed in present certificate concern tested sample only
The certificate could be reproduced as a whole only and after written permission of the laboratory*



№	Factor name	Units	Standard method	№ of sample	Test results (indetermination)	Factor volume and tolerance	Test conditions
5.	INTERNAL WIRING:	-	cl. 5.3	906	-	cl. 5.3	-
5.1	Cross-sectional area	mm ²	cl. 5.3.1	906	0,5	cl. 5.3.1 ≥ 0,5	-
6.	PROTECTION AGAINST ELECTRIC SHOCK	-	cl. 8	906	-	cl. 8	-
6.1	Live parts not accessible	N	cl. 8.2.5	906	10	cl. 8.2.1+ cl. 8.2.4 10	-
6.2	Discharging of capacitors	V	cl. 8.2.7	906	0	cl. 8.2.7 < 50	-
7.	Thermal test	-	cl. 12	906	-	cl. 12	-
7.1	Normal operation		cl. 12.4.1	906	Maximum temperature with TFL P _n = 4 x 18 W	cl. 12.4.2 Table 12.1 ; 12.2	t=22°C U=1.06U _n
	Lamp cap	°C		906	47	≤ 180	
	Case of starting device	°C		906	38	≤ 70	
	Insulation of internal wiring	°C		906	31	≤ 90	
	Lampholder	°C		906	42	≤ 80	
	Terminal blocks - Polyamide	°C		906	32	≤ 120	
7.2	Abnormal operation		cl. 12.5.1	906	Maximum temperature with TFL P _n = 4 x 18 W	cl. 12.5.2 Table 12.3	t=25°C U=1.1 U _n
	Mounting surface	°C		906	35	≤ 130	
8.	ENDURANCE TEST	h	cl. 12.3.1	906	240	cl. 12.3.2 240	t=35°C U=1.1 U _n
9.	PROTECTION OF DUST AND MOISTURE (BELOW)	-	cl. 9.2	906	IP 20	≥ IP 20	-
9.1	Protection against penetration of solid objects and dust	-	cl. 9.2.0	906	IP 2X	IP 2X	-
9.2	Protection against penetration of harmful water	-	cl. 9.2.0	906	IP X0	IP X0	-

*The results showed in present certificate concern tested sample only
The certificate could be reproduced as a whole only and after written permission of the laboratory*



Page 5 of 7

BDS EN 60598-1:2008+A11:2009

Test report : № 2e-14-906 / 20.06.2014

№	Factor name	Units	Standard method	№ of sample	Test results (indetermination)	Factor volume and tolerance	Test conditions
---	-------------	-------	-----------------	-------------	--------------------------------	-----------------------------	-----------------

10.	HUMIDITY TEST	h	cl. 9.3.1	906	48	cl. 9.3 48	Rh=95% t=25°C
-----	----------------------	---	-----------	-----	----	---------------	------------------

11.	INSULATION RESISTANCE:	-	cl. 10.2.1	906	-	cl. 10.2.1 Table 10.1	-
11.1	Between current-carrying parts of different polarity	MΩ	cl. 10.2.1	906	R > 999	R > 2	1 min , 500 V
11.2	Between life parts and mounting surface	MΩ	cl. 10.2.1	906	R > 999	R > 2	1 min , 500 V
11.3	Between life parts and metal parts of luminaire	MΩ	cl. 10.2.1	906	R > 999	R > 2	1 min , 500 V
11.4	Basic insulation	MΩ	cl. 10.2.1	906	R > 999	R > 2	1 min , 500 V
11.5	Additional insulation	MΩ	cl. 10.2.1	906	-	R > 3	1 min , 500 V
11.6	Double or reinforced insulation	MΩ	cl. 10.2.1	906	-	R > 4	1 min , 500 V

12.	DIELECTRIC STRENGTH OF INSULATION :	-	cl. 10.2.2	906	-	cl. 10.2.2 Table 10.2	-
12.1	Between current-carrying parts of different polarity	V	cl. 10.2.2	906	U = 1460	U(perf.) = 1460	1 min , 50 HZ
12.2	Between life parts and mounting surface	V	cl. 10.2.2	906	U = 1460	U(perf.) = 1460	1 min , 50 HZ
12.3	Between life parts and metal parts of luminaire	V	cl. 10.2.2	906	U = 1460	U(perf.) = 1460	1 min , 50 HZ
12.4	Basic insulation	V	cl. 10.2.2	906	U = 1460	U(perf.) = 1460	1 min , 50 HZ
12.5	Additional insulation	V	cl. 10.2.2	906	-	U(perf.) = 1460	1 min , 50 HZ
12.6	Double or reinforced insulation	V	cl. 10.2.2	906	-	U(perf.) = 2920	1 min , 50 HZ

*The results showed in present certificate concern tested sample only
The certificate could be reproduced as a whole only and after written permission of the laboratory*



№	Factor name	Units	Standard method	№ of sample	Test results (indetermination)	Factor volume and tolerance	Test conditions
13.	TOUCH CURRENT,	mA	cl. 10.3	906	0,00	cl. 10.3 ≤ 0,7	-
	PROTECTIVE CONDUCTOR CURRENT	mA		906	0,31	≤ 3,5	
14.	RESISTANCE TO HEAT Ball-pressure test	mm	cl. 13.2.1	906	1,0	cl. 13.2 ≤ 2	t=125 °C 60 min
15.	RESISTANCE TO FIRE	-	cl. 13.3	906	-	cl. 13.3	-
15.1	Needle flame test	s	cl. 13.3.1	906	0	cl. 13.3.1 ≤ 30	-
15.2	Glow-wire test	°C	cl. 13.3.2	906	650	cl. 13.3.2 650	30s 200mm
16.	TRACKING TEST	V	cl. 13.4	906	-	cl. 13.4 175	50 drops
17.	PEAK PULSE VOLTAGE	-	cl. 4.4.5	906	-	cl. 4.4.5 ≤ 5000 V	-

*The results showed in present certificate concern tested sample only
The certificate could be reproduced as a whole only and after written permission of the laboratory*



Used technical equipments:

№	Designation	Type	Manufacturer	Identification №	Date of last calibration
1.	Appliance multitester	CA6160	CHAUVIN ARNOUX France	16010173	21.03.2014
2.	Digital multimeter	UNIGOR 390	LEM- Austria	PI 3288	19.03.2014
3.	Climatic chamber	Alpha 990H	Design Environmental England	A3793	-
4.	Multi channel termoneter	MT100TD-16	Bulgaria	0418/2009	09.06.2014
5.	Digital gauge	-	China	090	31.10.2012
6.	Impact spring hammer tester	-	Bulgaria	011	21.07.2011
7.	Termometer-higrometer	177-H1	TESTO Germany	01320300/902	19.04.2012
8.	Testing finger with articulation	-	Bulgaria	№ 006	21.07.2011

TEST PERFORMER: 1.....

T. Hristov
/ T. Hristov /



2.....

D. Chavalinov
/ D. Chavalinov /

HEAD OF LABORATORY:.....

T. Hristov
/ T. Hristov /